



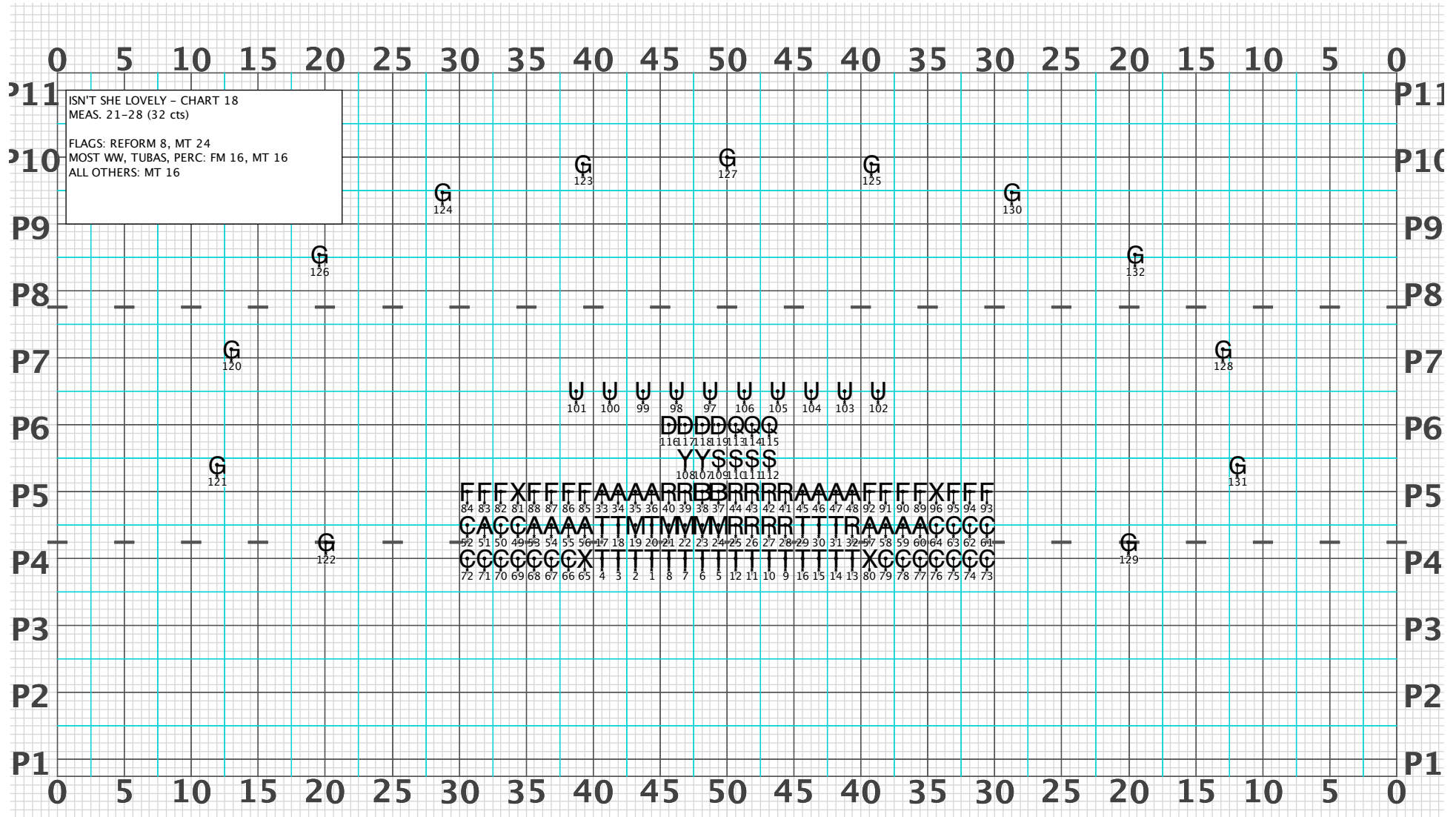
**ISN'T SHE LOVELY – CHART 17**  
MEAS. 2-9 (32 cts)  
ALL: REFORM 32

**MEAS. 10-20 (44 cts)**  
ALL: MT 8, MTT 4 to face Home, MT 4 & Close; SF 28

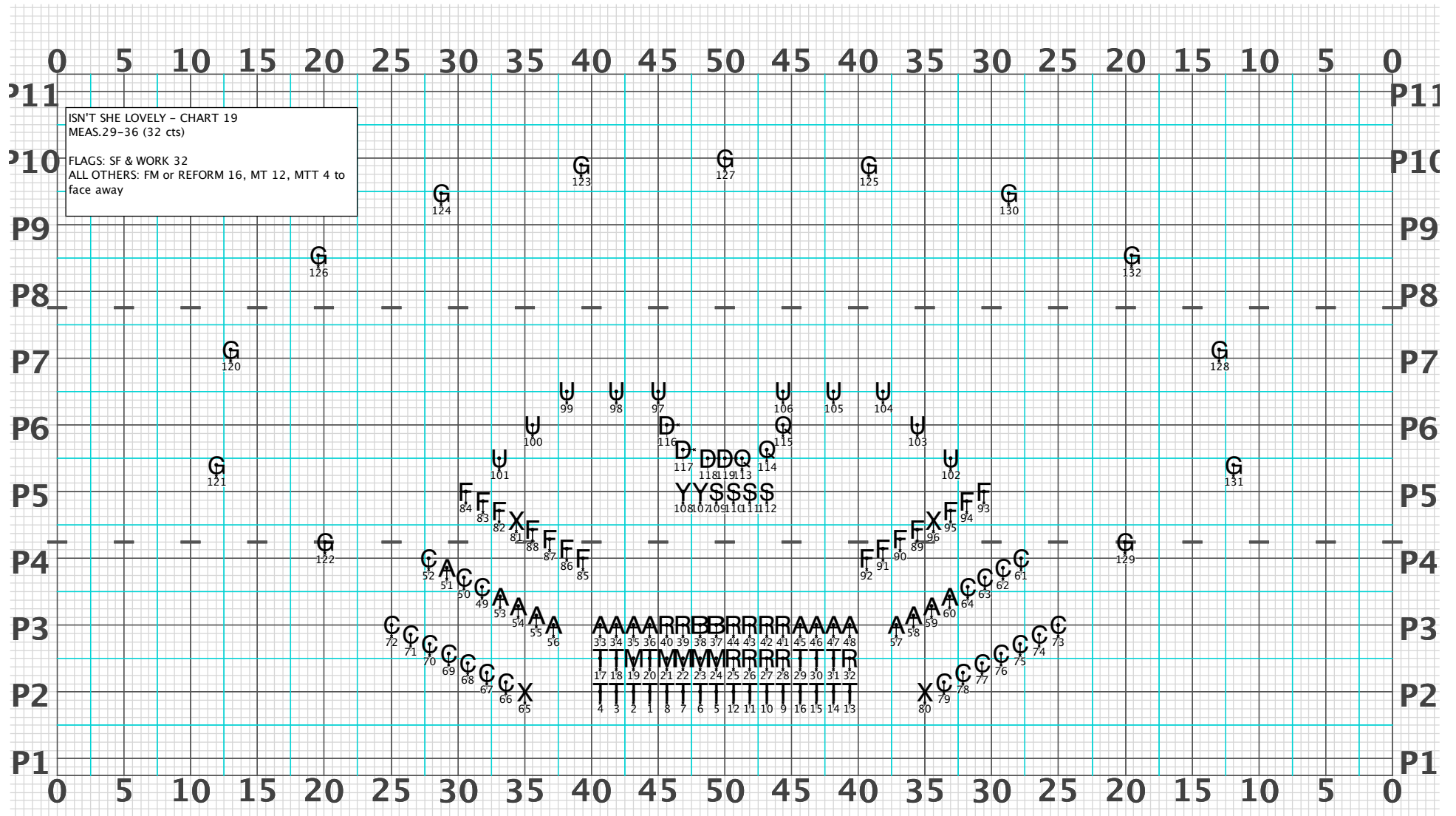
**Cast Member Placements:**

- Row P11:** 0, 5, 10, 15, 20, 25, 30, 35, 40, 45, 50, 45, 40, 35, 30, 25, 20, 15, 10, 5, 0
- Row P10:** 123, 127, 125, 130
- Row P9:** 124, 126, 101, 100, 99, 98, 97, 106, 105, 104, 103, 102, 132
- Row P8:** DDDDDCCC, YYSSSS, 116, 117, 118, 119, 131, 141, 15
- Row P7:** 120, 128, 84, 83, 82, 81, 88, 87, 86, 85, 92, 91, 90, 89, 96, 95, 94, 93, 57, 58, 59, 60, 64, 63, 62, 61, 72, 71, 70, 69, 68, 67, 66, 65, 80, 79, 78, 77, 76, 75, 74, 73
- Row P6:** FFFEXFFFF, CACCAAAA, CCCCCCXX, AAAACCCC, XCCCCCCC
- Row P5:** 121, 131, AAAARRRBBBBRRRAAAA, 33, 34, 35, 36, 40, 39, 38, 37, 44, 43, 42, 41, 45, 46, 47, 48
- Row P4:** 122, 129, TTTTMMVRRRRTTTT, 17, 18, 19, 20, 21, 22, 23, 24, 25, 26, 27, 28, 29, 30, 31, 32, 4, 3, 2, 1, 8, 7, 6, 5, 12, 11, 10, 9, 16, 15, 14, 13

Director Viewpoint



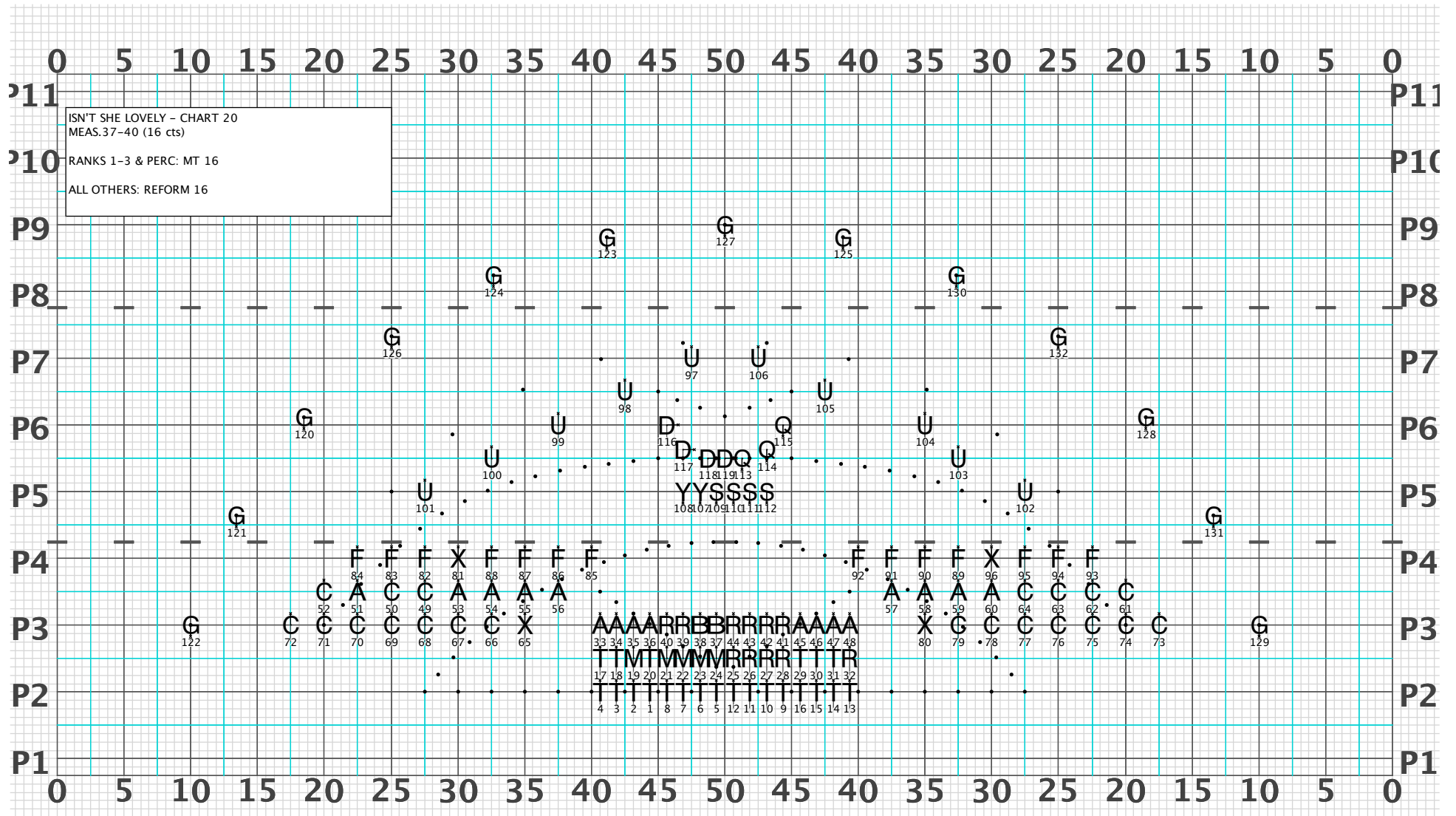
Director Viewpoint



ISN'T SHE LOVELY - CHART 19  
 MEAS. 29-36 (32 cts)

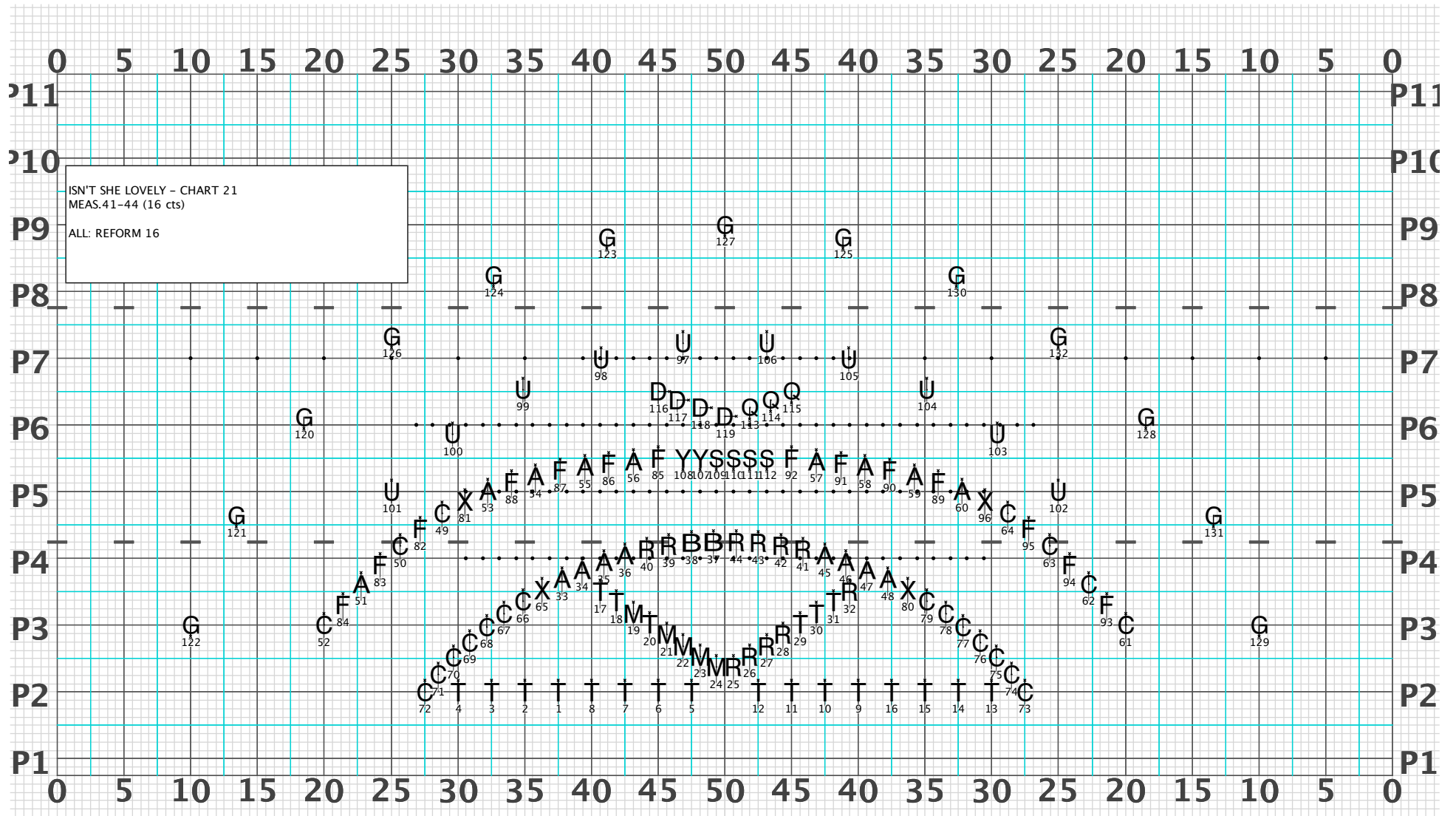
FLAGS: SF & WORK 32  
 ALL OTHERS: FM or REFORM 16, MT 12, MTT 4 to face away

Director Viewpoint




ISN'T SHE LOVELY - CHART 20  
 MEAS. 37-40 (16 cts)  
 RANKS 1-3 & PERC: MT 16  
 ALL OTHERS: REFORM 16

Director Viewpoint



Director Viewpoint



Director Viewpoint

